






Organic

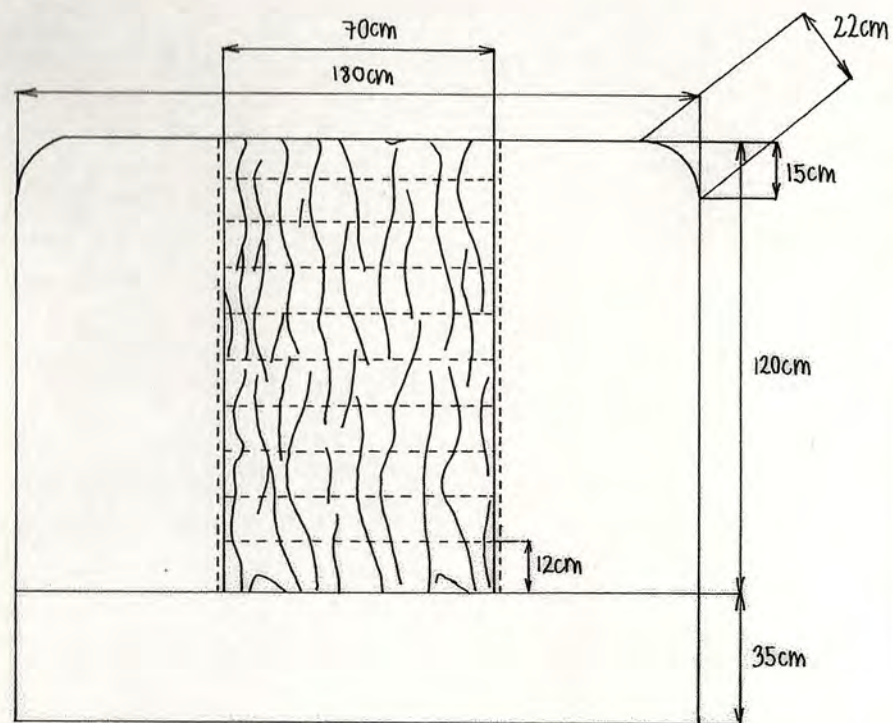


SAVOIR BEDS
SINCE 1905

Sample of gathered panel



Measurements



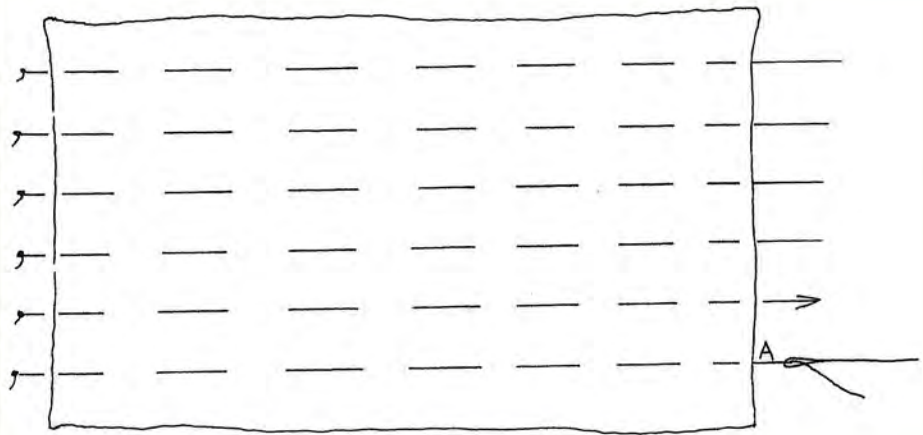
Scale 1:20

Overall measurements 180cm x 155cm

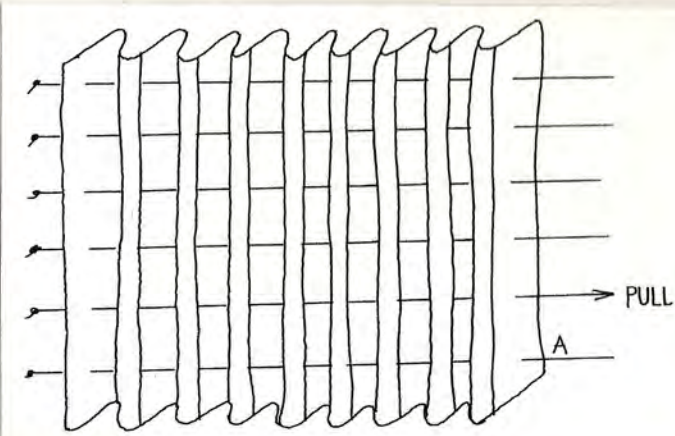
Dept of headboard 11cm



SAVOIR BEDS
SINCE 1905

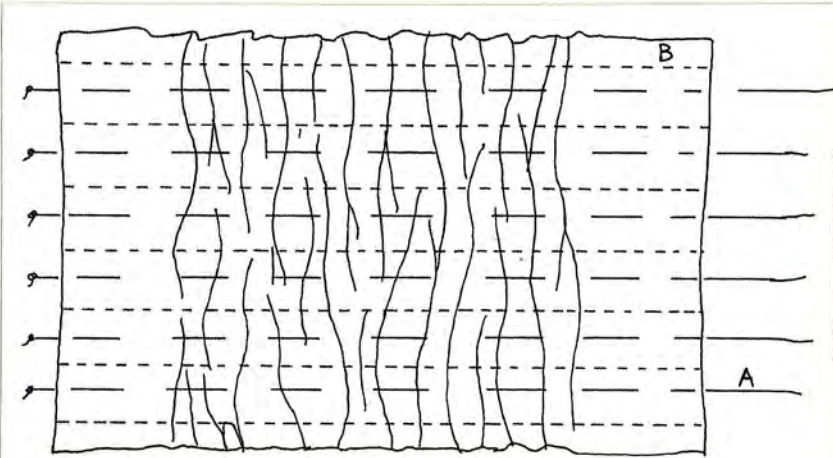


Instructions

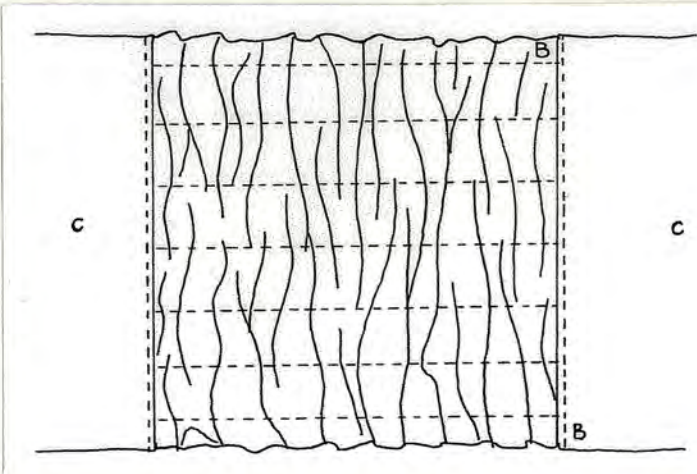


1. Create a few horizontal lines and stitch through by hand A (3cm apart) to create (25-30 pleats)

2. Pull by hand evenly all stitches A to create loose pleats (it will be the width of the middle decorative panel)



A- Hand stitch — — — —
 B- Sewing machine stitch - - - -
 C - Side panel




3. Sew through with a sewing machine horizontal lines B (8-12 lines) to create an uneven organic wavy shape. Fix it with steam and pull horizontal lines A out.

4. Fix the decorative panel between two pieces of fabric to create the front panel of the headboard



SAVOIR BEDS
 SINCE 1905



Material

Fabric:
Design Forum
Naturelle
F299-01 Natural
100% Swiss Linen
Thread:
To match the Linen fabric

-pure linen is a delight to the touch and eye
-the gathered panel give a touch of luxury
-simplest material give the most interesting result
-one of the world's oldest fabrics
-perhaps the most ecologically sound fabrics of all



SAVOIR BEDS
SINCE 1905